

# MUMMIES IN THE MORNING

## Comprehension Questions

A comprehension journal cover and comprehension questions for each chapter.

Name: \_\_\_\_\_

Mummies in the Morning

Chapter 3

What led Jack and Annie into the pyramid?

\_\_\_\_\_

\_\_\_\_\_

How did the Egypt book help Jack and Annie in this chapter?

\_\_\_\_\_

\_\_\_\_\_

Who is more worried about going into the pyramid, Annie or Jack?  
How do you know?

\_\_\_\_\_

\_\_\_\_\_

\_\_\_\_\_

Make a prediction:

\_\_\_\_\_

\_\_\_\_\_

\_\_\_\_\_



PrintablePrompts 2015

Name: \_\_\_\_\_

Mummies in the Morning

Chapter 5

Who was the woman?

\_\_\_\_\_

\_\_\_\_\_

What do the woman and Jack have in common?

\_\_\_\_\_

\_\_\_\_\_

How will Jack and Annie help the woman?

\_\_\_\_\_

\_\_\_\_\_

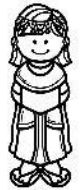
\_\_\_\_\_

Make a prediction:

\_\_\_\_\_

\_\_\_\_\_

\_\_\_\_\_



PrintablePrompts 2015

# MUMMIES IN THE MORNING

## Generic Comprehension Pages

Name: \_\_\_\_\_

**Mummies in the Morning**

I can write a summary.

---

---

---

---

---

---

---

---

Name: \_\_\_\_\_

**Chapter Map**  
Mummies in the Morning

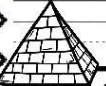

Chapter \_\_\_\_\_

Characters
Setting
Prediction

Name: \_\_\_\_\_

**Favorite Part**  
Mummies in the Morning

I can write and draw about my favorite part.



---

---

---

---

---

---

---

---





# MUMMIES IN THE MORNING

## Vocabulary Activities

Name: \_\_\_\_\_

### Vocabulary Connections

Mummies in the Morning  
Chapter 6

#### Words To Notice

squinted      puzzled  
  
studied

#### Read the Words To Notice.

Then, use each word in a sentence to answer the question.

Jack **squinted** to see the pictures on the wall.  
Why might you have to **squint** to see something?

---

---

The queen was **puzzled** when Jack was describing the picture.  
When have you felt **puzzled**?

---

---

Jack **studied** the symbols on the wall carefully.  
What is something you have **studied** carefully?

---

---

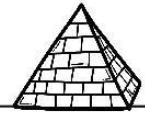


PrintablePrompts 2015

Name: \_\_\_\_\_

### Vocabulary Match

Mummies in the Morning  
Chapter 6



Cut out the words.  
Before you read, try to match them to the definition.  
After you read, check your work and glue the words next to the correct definition.

looked closely at

confused

looked at something  
with your eyes partly  
closed

a grave

Choose 1 word to use in a sentence.

---

---

PrintablePrompts 2015

squinted

puzzled

burial

studied


# MUMMIES IN THE MORNING

## Character Studies

Name: \_\_\_\_\_

### All About Jack Mummies in the Morning

Collect information about Jack as you read. Be sure to write the page number.

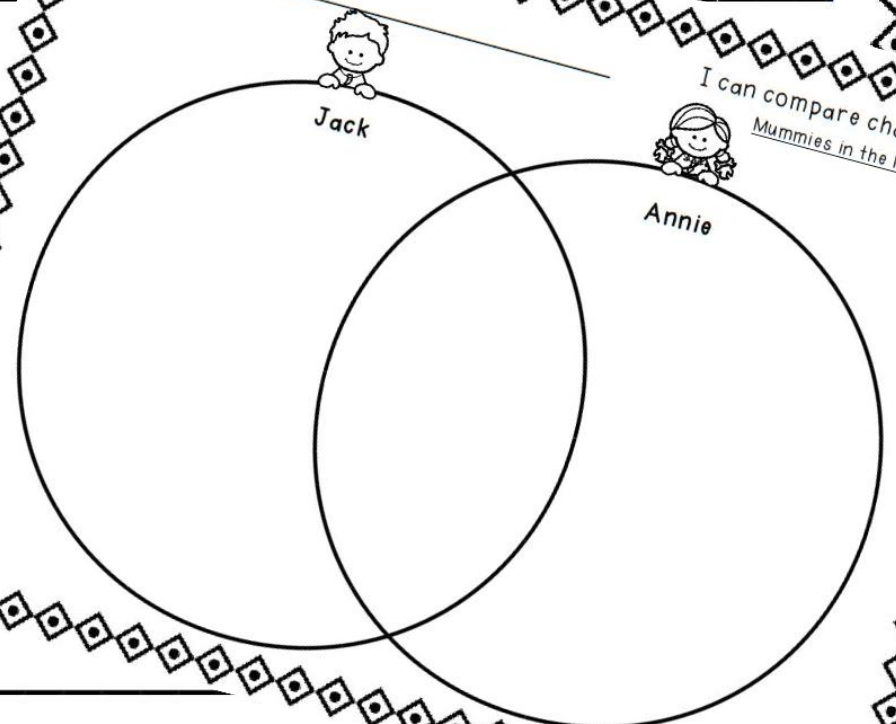
Name: \_\_\_\_\_

### All About Annie Mummies in the Morning

I can write about a main character.



Name: \_\_\_\_\_



I can compare characters  
Mummies in the Morning















# MUMMIES IN THE MORNING

## Extension Activities

Use with any book or video you have in your classroom about Egypt!

<p>Topic: _____</p> <p>Facts:</p> <p>* _____</p> <p>* _____</p> <p>* _____</p>	<p><b>My Ancient Egypt Research Guide</b></p> <p>Researcher: _____</p>	<p>Name: _____</p> <p><b><u>Egypt Facts</u></b></p> <p>Learn more about ancient Egypt. Write the facts you learn about three things, and draw a picture for each.</p> <table border="1"><tr><td></td><td><p>Facts:</p><p>* _____</p><p>* _____</p><p>* _____</p></td></tr><tr><td></td><td><p>Facts:</p><p>* _____</p><p>* _____</p><p>* _____</p></td></tr><tr><td></td><td><p>Facts:</p><p>* _____</p><p>* _____</p><p>* _____</p></td></tr></table> 		<p>Facts:</p> <p>* _____</p> <p>* _____</p> <p>* _____</p>		<p>Facts:</p> <p>* _____</p> <p>* _____</p> <p>* _____</p>		<p>Facts:</p> <p>* _____</p> <p>* _____</p> <p>* _____</p>
	<p>Facts:</p> <p>* _____</p> <p>* _____</p> <p>* _____</p>							
	<p>Facts:</p> <p>* _____</p> <p>* _____</p> <p>* _____</p>							
	<p>Facts:</p> <p>* _____</p> <p>* _____</p> <p>* _____</p>							
<p>Topic: _____</p> <p>Facts:</p> <p>* _____</p> <p>* _____</p> <p>* _____</p>	<p><b>My Ancient Egypt Research Guide</b></p> <p>Researcher: _____</p>							

