


Hansel & Gretel

Story Companion



Next _____

Name: _____

You write and draw!

Problem

Solution

- *Color the pieces.
- *Cut them out.
- *Glue some pieces on to make the setting.
- *Attach the characters you'd like to move to a "page" set.
- *Use the characters on your setting mat to retell the story.

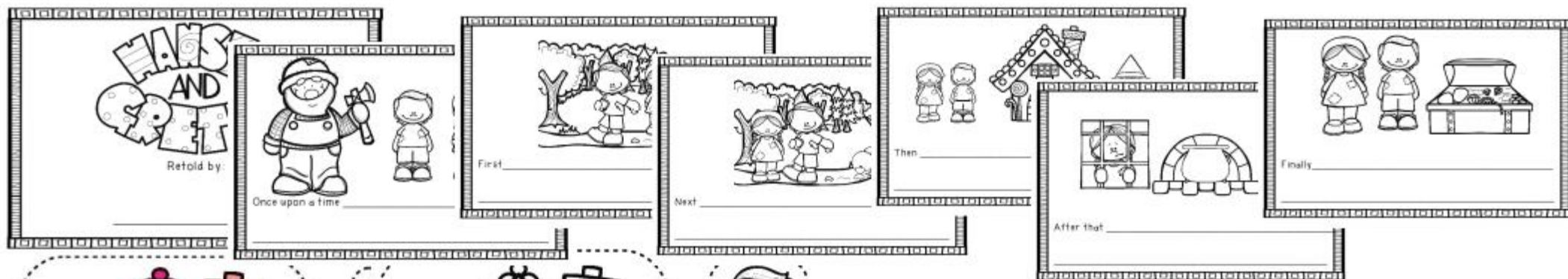


Retelling, Characters,
Theme'Lesson & More

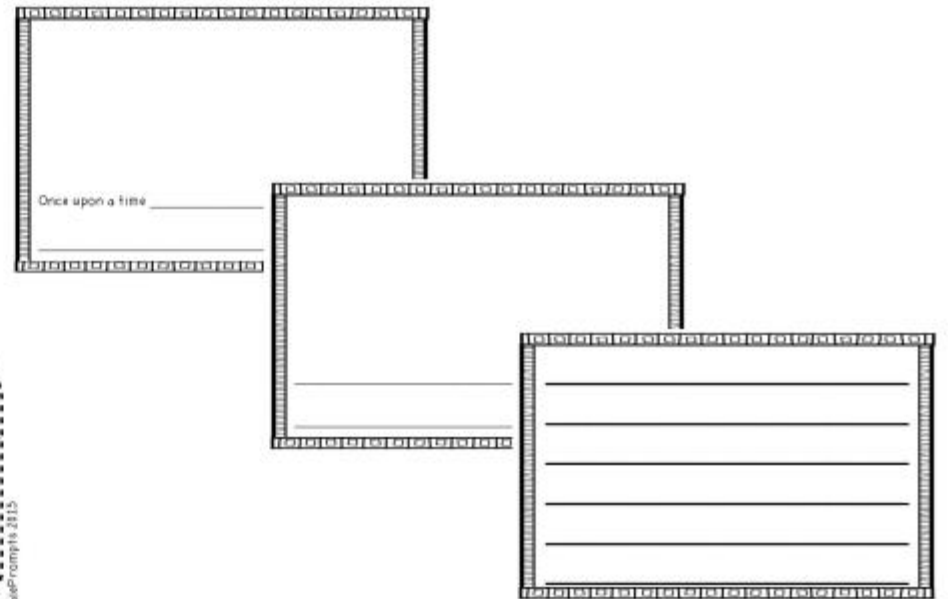


Hansel & Gretel

Story Companion



Picture guides
& Blank booklet pages



Retelling Pieces & Booklets

Hansel & Gretel

Story Companion

Name: _____ Date: _____


I can summarize the story of Hansel and Gretel.

First _____

Next _____


Then _____

Finally _____



Name: _____ Date: _____

I can summarize the story of Hansel and Gretel.



Summary Writing

Hansel & Gretel

Story Companion

Web & Writing Pages for:
Hansel
Gretel
Witch

Name: _____ Date: _____

All About Gretel

Name: _____

I can compare the characters.

children witch

HANSEL AND GRETEL

How much do you know about the Hansel?




Hansel & Gretel

Story Companion

Name: _____ Date: _____

Hansel and Gretel

What did the children learn in the story?



Name: _____ Date: _____

HANSEL AND GRETEL

Lesson Learned!

I can write and draw to tell about the lesson, or theme, of the story.

The children learned _____

I learned _____



Lesson/Theme Writing

Hansel & Gretel

Story Companion

Name: _____ Date: _____

Do you think the children should have house?

Topic: I read Hansel and Gretel.

Opinion: I think _____

Reason: because _____

Reason: Also, _____

Conclusion/Topic: That is why I think they _____
Have gone to the candy house.

Name: _____ Date: _____

Do you think the children should have gone to house?

Topic: _____

Opinion: _____

Reason: _____

Reason: _____

Conclusion/Topic: _____

Name: _____ Date: _____

Do you think the children should have gone to the candy house?



Opinion Writing Prompt