

Duck & Ducklings

Writing Activities



Three photographs of ducks and ducklings in various settings, each in a decorative frame:

- A duckling on grass.
- A duckling swimming in water.
- Two ducks on grass near a pond.

Below the photos are two writing sheets:

Sheet 1: Name: Alan
I learned about ducklings.
I can write about ducklings.

Sheet 2: **About Ducks**
is.
jacks.



Illustrations of a duckling and a duck with reeds at the bottom of the writing sheets.



Report, Narrative & Opinion

Duck & Ducklings

Writing Activities

Name(s) _____

My Report Research Checklist

- 1. Choose an animal to learn about.
I am learning about _____
- 2. Choose a text or video to help you learn.
I read/watched _____
- 3. Use a graphic organizer to organize your ideas.
- 4. I am ready to write my report.

Name(s) _____

My Report Writing Checklist

Write to tell all about the animal you researched. Be sure to include:

- Introduction
- Fact Sentences
- Conclusion sentence
- Capitalization / Punctuation
- Neatest Work

Self-Reflection: How Did I Do?


Teacher Notes

Name: _____

All About Ducks

I learned about ducks.
I can write facts about ducks.




Ducks



Name: _____

All About Ducks

can have are



Name: _____

All About Ducklings



I learned about ducklings.
I can write about ducklings.



Name: _____

All About Ducks

I learned about ducks.
I can write about ducks.



Report Writing

Duck & Ducklings

Writing Activities

Name(s) _____

My Story Writing Checklist

Write your story. Be sure to include:

- Introduction
- Problem
- Events
- Solution
- Neatest Work

Self-Reflect

Teacher

Name(s) _____

My Story Writing Checklist

Write a story. Be sure to include:

- _____
- _____
- _____
- _____
- _____

Self-Reflection: How Did I Do?

Teacher Notes

Name _____

Make A Plan

Write or sketch to plan what will happen in _____

1	2
3	4

Name _____

Make A Plan


Write or sketch to plan what will happen in your story.

CHARACTERS	SETTING
PROBLEM	SOLUTION

Write a Story!

Imagine you got a pet duck. Write about what you would do with your pet.

Write a story about what happens next.




By: _____



Narrative Writing

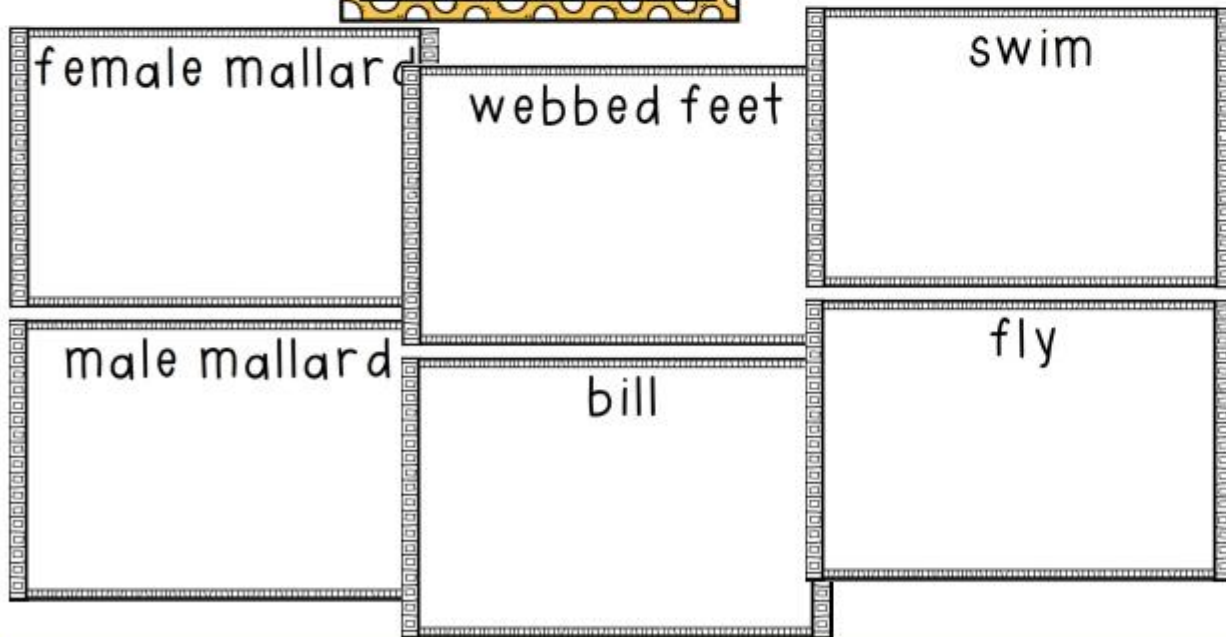
Duck & Ducklings

Writing Activities



Student Created Duck Word Wall!

I have also included a list of my student created, illustrated word wall. Students in my class "collected" important words related to ducks and duck facts as we read. They then each illustrated a word or two and we sorted the words as a group into the categories. Feel free to create categories that work for you! These words were super helpful to my students who struggled to complete the duck informational writing! I have included some of the words on blank cards for your students to illustrate, but my students really enjoyed picking the words themselves (I wrote them in marker.)



Photos and Vocab



Duck & Ducklings

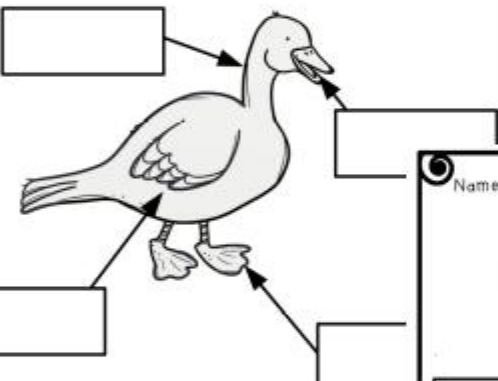
Writing Activities

Name: _____

Label It

Use the words in the box to label the duck.
Write a sentence using one of the words.

bill
webbed feet
long neck
wings



Name: _____

Label It

Use the words in the box to label the pond habitat.
Write a sentence using one of the words.

duck
duckling
pond
bulrushes
grass



Create a pond habitat board!

I have included a sample of a board that my class has been working on, however, there really aren't any "templates" for this activity as part of the fun is the students' involvement in creating the parts.



My students have added a number of things to our classroom pond after reading the story. Then, we have added parts to the pond habitat as we read. For example, in one informational book the student's read, they found out that some ducks build nests in trees, so they included a tree with a nest near the pond. I just put paper out on the table, and students took some time to work together to create the pond elements.... no tracers allowed :-)

We are continuing to add labels and elements to our pond as we continue to study other pond animals.



Extras!