

4 pages of vocabulary/ word cards



pumpkin



to




scoop



c



carve



d



Jack O'
Lantern



seeds

4 Step Picture Sequencing

Great for sequencing center & young learners



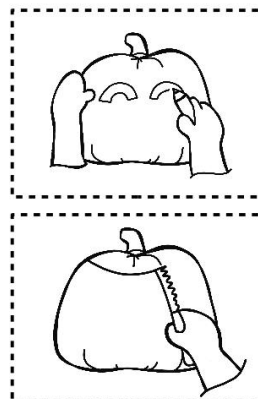

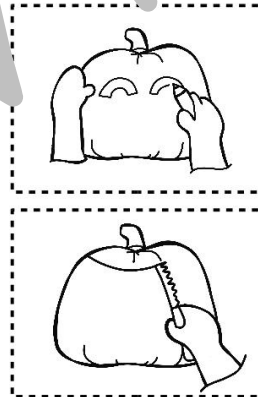
4 or 8 Step Cut & Glue or Draw and Write Sequencing

Name: _____

How To Carve a Pumpkin

Cut and glue the steps to carve a pumpkin in order. Then write about each step.

8 Steps with a candle



How to Writing Booklet

UP TO 8 STEPS OR BLANK PAGE

STEP 4



STEP 3

STEP 2

STEP 1

How To
Make a JACK-O-LANTERN

By: _____



How To
Make a JACK-O-LANTERN

By: _____

