

PUMPKIN

All About Pumpkins
Write all what I learned.

learned all about pumpkins. Pumpkins grow from seed on vines. Pumpkins are actually seeds and pumpkins can be round or even oval. Many pumpkins are round.


I learned many things about pumpkins

Name _____


Pumpkins

can grow on vines
roll



have seeds
pulp




Write a Story!
Imagine your pumpkin grows and grows until it is the biggest pumpkin in the world.
Write a story about what happens.



Write a Story!
Imagine you finish carving your pumpkin, when suddenly it begins to talk!
Write a story about what happens.



setting



was a brisk fall morning
When I peeked out my
window to see if my
had grown



WRITING ACTIVITIES

PUMPKIN

The image displays several overlapping opinion writing worksheets. The central focus is a worksheet titled "What do YOU think?" with the question "Would you rather paint or carve a pumpkin? Why?". Handwritten responses include "Reason: e a rving tool" and "Reason: feel pulp". Another student's response includes "Reason: Count seeds" and "Opinion: nt it up".

Other worksheets visible include a "My Opinion Writing Checklist" with the following items:

- Topic
- Opinion
- Reasons
- Conclusion
- Neatest Work

It also includes a "Self-Reflection: How Did I Do" section and a "Teacher Notes" section.

Another worksheet titled "What do YOU think?" has a question "Would you rather paint or carve a pumpkin?" and a "Reason:" section with the handwritten text "Reason: Count seeds".




OPINION WRITING

PUMPKIN

Name: _____

All About Pumpkins

I learned many things about pumpkins.



Pumpkins

Name: _____

I learned many things about pumpkins.

Pumpkins

can grow on vines
roll

have seeds
pulp

are fruit

Name: _____

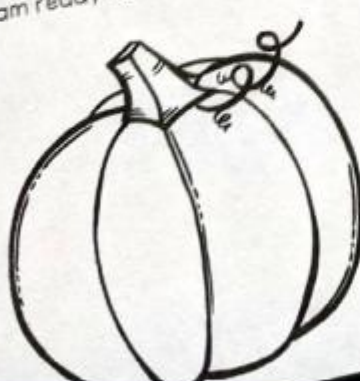
All About Pumpkins

I can write to tell what I learned.

I learned all about pumpkins. Pumpkins can grow from seeds. They grow on vines. Pumpkins have seeds and pulp. They are actually fruit. Pumpkins can be orange, green or even white. Some are round and

(a) **My Report Research Checklist**

- 1. I know my topic.
- I am learning about _____.
- 2. Choose a text or video to help you learn.
- I read/watched _____.
- 3. Use a graphic organizer to organize your ideas.
- 4. I am ready to write my report.



RESEARCH WRITING



PUMPKIN

Write a Story!
Imagine you cut open your pumpkin, but instead of seeds you find something else! Write a story about what happens next.



Write a Story!

Imagine you finish carving your pumpkin, when suddenly it begins to talk!

Write a story about what happens.



Write a Story!

Imagine your pumpkin grows and grows until it is the biggest pumpkin in the world.

Write a story about what happens.



Write a Story!

Imagine you plant seeds, but instead of growing from the something else grows.

Write a story about what happens.



Name: _____
Make A Plan
Write or sketch to plan what will happen in your story.

First

Next

Then

Finally


Name(s): _____
My Story Writing Checklist

Write your story. Be sure to include:

- Introduction
- Problem
- Events
- Solution
- Neatest Work

Self-Reflection: How Did I Do?

Teacher Notes:



It was a brisk fall morning. When I peeked out my window to see if my pumpkin had grown.



NARRATIVE WRITING

PUMPKIN

Write a Story!
Imagine you cut open your pumpkin, but instead of seeds you find something else! Write a story about what happens next.



Write a Story!

Imagine you finish carving your pumpkin, when suddenly it begins to talk!

Write a story about what happens.



Write a Story!

Imagine your pumpkin grows and grows until it is the biggest pumpkin in the world.

Write a story about what happens.



Write a Story!

Imagine you plant pumpkin seeds, but instead of growing from them something else grows.

Write a story about what happens.



Name: _____
Make A Plan
Write or sketch to plan what will happen in your story.

First

Next

Then

Finally


My Story Writing Checklist

Write your story. Be sure to include:

- Introduction
- Problem
- Events
- Solution
- Neatest Work

Self-Reflection: How Did I Do?

Teacher Notes:



It was a brisk fall morning.
When I peeked out my window to see if my pumpkin had grown.



NARRATIVE WRITING

PUMPKIN

Make a list of pumpkin words!

pumpkin	garden
orange	farm
green	fall
flower	autumn
stem	
seed	
lantern	
Jack-o-Lantern	
stems	
green	
orange	
yellow	
flower	
sprout	

Use your brainstorm as a guide. Then color the picture and use it for a craft project.

Tip: Think about the life cycle of pumpkins. Think about the life cycle of pumpkins.

SHAPE POEM



PUMPKIN

•OPINION WRITING-

The opinion prompt about pumpkins includes graphic organizers and writing pages for your students to choose from.

•NARRATIVE WRITING-

This narrative writing prompt has 4 different organizers for story planning and a book writing template. There are guide words for story parts at the top of some of the pages. You can also choose to print however many of the blank page as you'd like.

•RESEARCH WRITING-

This part includes a research companion which has graphic organizers and writing pages to be used with any book or video you have in your classroom about pumpkins.

•SHAPE POEM-

Shape poems are one of my favorite ways to write descriptively about something.

This pumpkin shape poem can be done after researching and reading stories about space and planets.

Students can brainstorm words that remind them of space on the list making template first.

There are two ways to use the templates- one is for students to write directly around the circle shape. The second way is for students to place a piece of paper over the template, and to write the words around the shape by following the line from the template underneath.

Then students can decorate or color the inside part of the poem. This makes for a great bulletin board display.

TEACHING NOTES

