

# Honey Bee

## Life Cycle



queen bee

larva

pupa

Life Cycle of a

Honey  
BEE




Activities & Report Writing

# Honey Bee

## Life Cycle

Name: \_\_\_\_\_

### All About Honey Bees



K	I know...
W	I want to know...
L	I learned...

I can draw and write to tell ab

I know...	_____
I want to know...	_____
I learned...	_____

I can draw and write to tell about honey bees.

I know...	_____
I want to know...	_____
I learned...	_____

# Research Resources




# Honey Bee

## Life Cycle

Name: \_\_\_\_\_

### All About Honey Bees!



Honey Bees

Name: \_\_\_\_\_

### All About Honey Bees!

\_\_\_\_\_

\_\_\_\_\_

\_\_\_\_\_

\_\_\_\_\_

\_\_\_\_\_

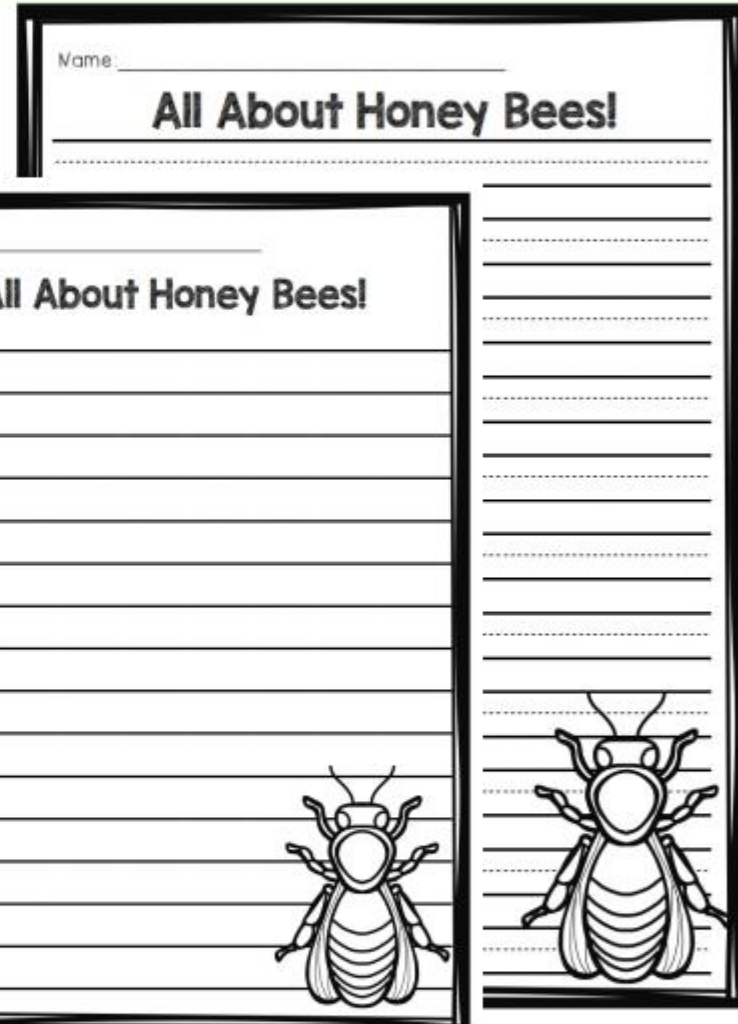
\_\_\_\_\_

\_\_\_\_\_

\_\_\_\_\_

\_\_\_\_\_

\_\_\_\_\_



### All About Honey Bees

By: \_\_\_\_\_

\_\_\_\_\_

\_\_\_\_\_

# Research Resources



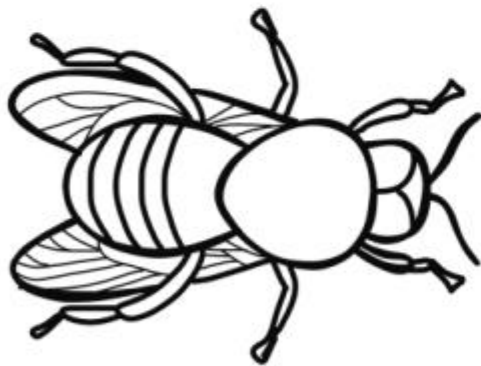
# Honey Bee

## Life Cycle

Name(s): \_\_\_\_\_

### Honey Bee Research Checklist

- 1. Write your topic.  
I am learning about \_\_\_\_\_
- 2. Choose a text or video to help you learn.  
I read/watched \_\_\_\_\_
- 3. Use a graphic organizer to organize your ideas.
- 4. I am ready to write my report.



Name(s): \_\_\_\_\_

### Honey Bee Report Report Writing Checklist

Write to tell all about the animal you researched. Be sure to include:

- Introduction
- Fact Sentences
- Conclusion sentence
- Capitalization / Punctuation
- Neatest Work

Self-Reflection: How Did I Do?

\_\_\_\_\_

\_\_\_\_\_

Teacher Notes

\_\_\_\_\_

\_\_\_\_\_

Name(s): \_\_\_\_\_

### Honey Bee Report Writing Checklist

Write to tell all about the animal you researched. Be sure to include:

- \_\_\_\_\_
- \_\_\_\_\_
- \_\_\_\_\_
- \_\_\_\_\_
- \_\_\_\_\_
- \_\_\_\_\_

Self-Reflection: How Did I Do?

\_\_\_\_\_

\_\_\_\_\_

Teacher Notes

\_\_\_\_\_


\_\_\_\_\_

# Research Resources

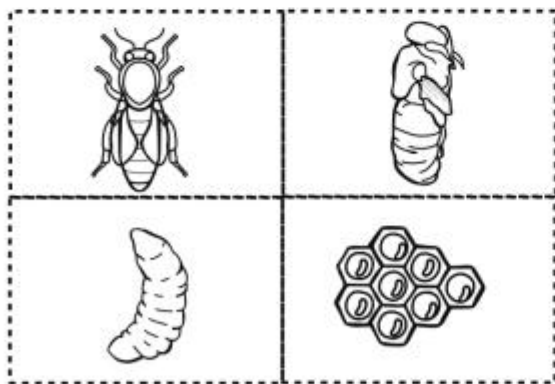


# Honey Bee

## Life Cycle


The Life of a Honey Bee 





By: \_\_\_\_\_



Name: \_\_\_\_\_

### Honey Bee Life Cycle

Glue the life cycle pieces in order. Write to describe each stage.

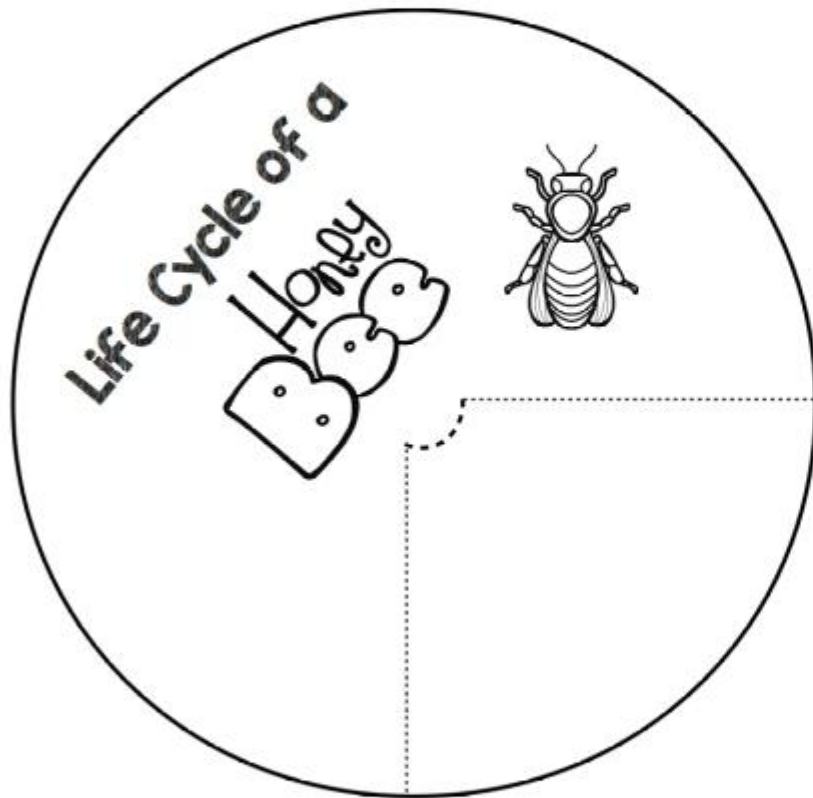
# Cut & Paste



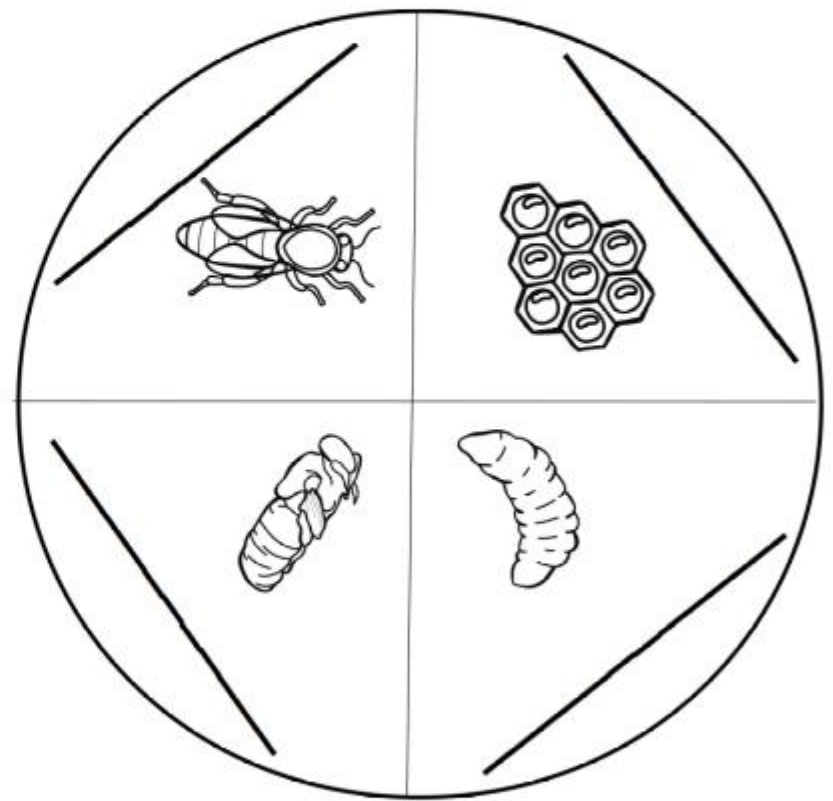
# Honey Bee

## Life Cycle

Cut out the circle. Cut on the dotted lines.  
Then attach it to your life cycle spinner with a brass fastener.



Write the word to match the picture.  
Then cut out the circle and attach it to the spinner cover with a brass fastener.















## Cut & Paste



# Honey Bee

## Life Cycle



	queen bee		honey bee
	worker bee		egg
	larva		drone
	pupa		eggs
	honeycomb		
	hive		
	nest		
	beekeeper		

Vocab & Photos