

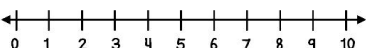

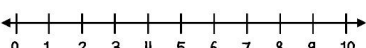



SOLVE & WRITE THE ROOM

Big 1st Grade Bundle!

2 Versions offered in each set!

Choose the version that meets the needs of your students! The different colored borders make for easier organization!


$$2+3$$

$$5+2$$

$$1+8$$

$$3+7$$

Big 1st Grade Bundle

This is a growing bundle! See the description for topics included!

This resource will include:

- * Counting & Number words to 10
- * Teen numbers (10 and some more)
- * Addition within 10
- * Subtraction within 10
- * Addition within 20
- * Subtraction within 20
- * Doubles and Near Doubles- Addition within 20
- * Add 3 numbers
- * Missing addends (within 10 and 20)
- * Fact families -(addition and subtraction)
- * Place Value to 100
- * Addition within 100
- * Adding and subtracting by 10s within 100.
- * Time (hour and half hour)
- * Fractions (half and fourth)
- * measurement (using included measurement tool)
- * Shapes (2D & 3D)
- * Money & Coins (including skip counting by 5 and 10)



SOLVE & WRITE THE ROOM











Big 1st Grade Bundle

Each version includes recording sheets and answer keys.

Name: _____

Addition Write the Room

Find the card with the matching picture.
Write the equation and solve.








	_____		_____
	_____		_____
	_____		_____
	_____		_____
	_____		_____

Printable Prompts 2018

Answer Key-Brown version

Addition Write the Room











Find the card with the matching picture.
Write the equation and solve.

	$0+1=1$		$7+3=10$
	$4+2=6$		$4+4=8$
	$2+2=4$		
	$2+1=3$		
	$5+2=7$		

Answer Key-Yellow Version

Addition Write the Room

Find the card with the matching picture.
Write the equation and solve.

	$8+2=10$		$3+2=5$
	$7+1=8$		$2+6=8$
	$2+4=6$		$3+7=10$
	$1+2=3$		$1+5=6$
	$6+1=7$		$1+8=9$

Printable Prompts 2018

SOLVE & WRITE THE ROOM

TEACHING NOTES

Print the card set that works best for your students! The brown border includes mixed addition facts to 10, and yellow set includes addition to 10, but only adding 1, 2, or 3 with a number line included on each card. This set is great for practicing using a number line, or counting on!

The same recording sheet is used for both sets, so you could even differentiate by having students find different cards.

Using this resource:

There are a couple of ways to use this resource- and probably some I haven't thought of yet!

1. Print the cards and hang them around the room. Students then use clipboards and go on a sort of scavenger hunt to find the cards. Then they write the equation and solution next to the matching picture on their recording sheet. This is my favorite way to use the resource since the kids are up and moving!

2. Place the sets of cards at a center table. Students choose a card, write the equation and solve. Then they choose another card.

Sometimes when students have finished, since they finish at different times, I have them turn their paper over and draw a story problem to match one (or more) of the equations.

