





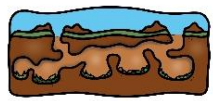


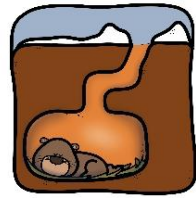



LIFE CYCLE OF A GROUNDHOG

Groundhog Vocabulary & Word Wall Cards

Add to your word wall, put them in a center for supported writing, or match the picture to the word!


	groundhog			nest	
	newborn		acorn		underground
	young		bo		burrow
	adult		tee		hibernation
			tail		



LIFE CYCLE OF A GROUNDHOG

Full Color Life Cycle Cards

Great for whole group or modeled practice!



©PrintablePrompts



Life Cycle Activities



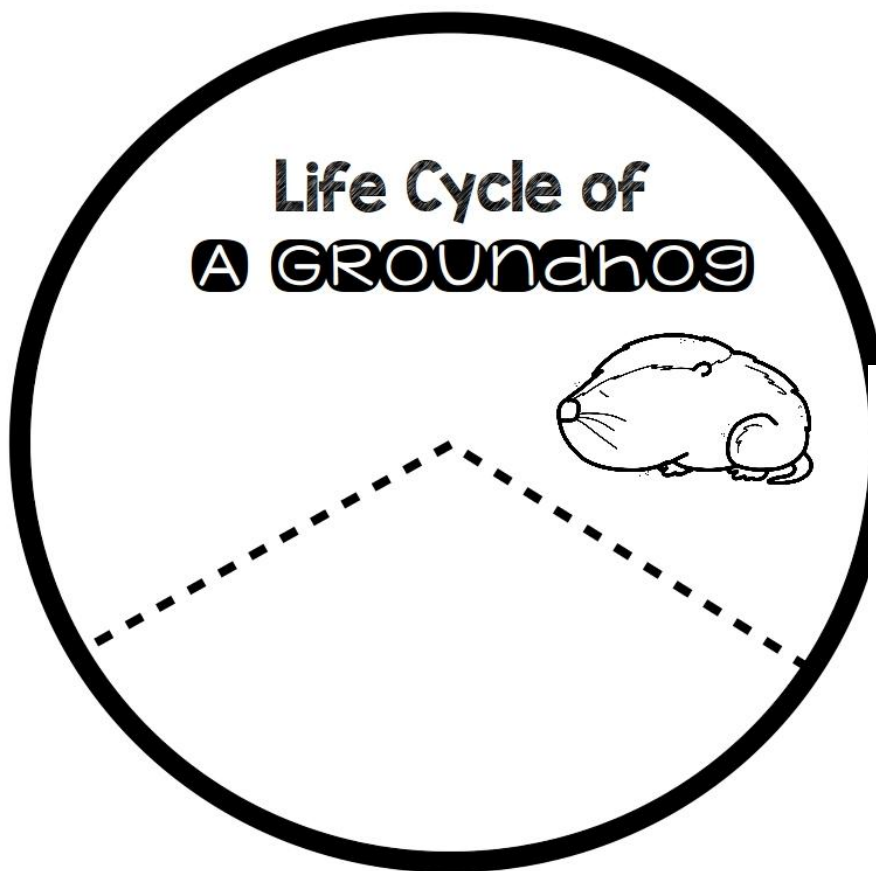
*Printable
Prompts*

LIFE CYCLE OF A GROUNDHOG

Life Cycle Activities

Choose the activity just right for your students!

Write the word to match the picture.
Then cut out the circle and attach it to the spinner cover with a brass fastener.




©PrintablePrompts

Write the word to match the picture.
Then cut out the circle and attach it to the spinner cover with a brass fastener.



Write the word to match the picture.
Then cut out the circle and attach it to the spinner cover with a brass fastener.



©PrintablePrompts



LIFE CYCLE OF A GROUNDHOG

Research Companion Activities

Name: _____

All About Groundhogs!

Name: _____


All About Groundhogs!

I can draw and write to tell about groundhogs.

I know...

Name: _____

All About Groundhogs!



©PrintablePrompts

Name: _____

All About Groundhogs!



K

I know...

W

I want
to know...

L

I learned...

Printable Prompts 2017



Printable Prompts 2017

LIFE CYCLE OF A GROUNDHOG

Supporting Photographs




LIFE CYCLE OF A GROUNDHOG

Research Companion Activities

Name: _____

Label A Groundhog!
Use the words below to label the groundhog scene.



newborn
nest


teeth
ear

tail

©PrintablePrompts

Name: _____

Label a Groundhog!
Use the words below to label the groundhog scene.



nest newborn teeth

ear tail

©PrintablePrompts



TEACHING NOTES

This resource is perfect to use with any book or video you have in your classroom about the life cycle of a groundhogs.

It includes basic life cycle vocabulary cards which are great for a word wall or to support with writing tasks. You can even cut the picture apart from the words and have the students match the pictures to the words.

I have included a basic web and also a KWL chart as options for students to record learning.

There are a variety of choices for showing what students have learned about the life cycle of a reindeer.

- *Use the ¼ page pictures and words to create their own group life cycle. It is fun to do this as a precursor to the other life cycle activities, which are more independent.

- *Students use the one page life cycle sheet or life cycle booklet to write and draw about the life cycle.

- *Students cut and glue the pictures (2 sets per page) onto the one page life cycle sheet where they can write and color or into the booklet template.

- *Life Cycle Wheel (write, color, cut, fasten). This is great for oral retell of the cycle.

- *Label a Groundhog- There are two versions for differentiation, a writing version and a cut and paste version.

