


How To Make Hot Chocolate



Sequencing & How To Writing

How To Make Hot Chocolate



Vocabulary Word Wall Cards

How To Make Hot Chocolate



Sequencing Pictures & Words

How To Make Hot Chocolate

Name: _____

How to Make Hot Chocolate

Draw and write to tell how to make hot chocolate.

STEP 1

STEP 2

STEP 3

STEP 4

How To Make HOT COCOA

By: _____



Cut & Paste Procedural Writing



How To Make Hot Chocolate

Name: _____

Would You Rather...
Drink **hot chocolate** or **milk**?

Name: _____

Would You Rather...
Drink **hot chocolate** or **milk**?



Printable Prompts 2018

Extension Opinion Writing



How To Make Hot Chocolate

Teaching Notes

This resource is a great seasonal way to practice sequencing and how to writing.

The word wall vocabulary cards are great to support writing activities. Sometimes I place them right in a center space or even place them up on a word wall.

I have included large 4 step sequencing cards for whole or small group modeled or partner practice. The included word cards can be used to match to each step and help to support writing or oral how to sequencing tasks.

There are 4 options for independent sequencing:

1. Students cut, paste, and write on the one page how to writing sheet.
2. Students draw and write on the one page how to writing sheet.
3. Students cut and paste into a how to booklet format (choose your cover) and write.
4. Students draw and write in a how to booklet.

In both sets of the booklet you can choose if you'd like the numbered steps at the top, or if you'd rather include multiple copies of the blank writing page.

Extension response: There is an opinion written response included in two different formats.

Extension Opinion Writing

